

42 200m Individual Medley Women...

Official

13NZR 13 Years New Zealand Short Course Record
2013-10-02

Mya Rasmussen
KIWMN

14NZR 14 Years New Zealand Short Course Record
2017-10-04

Brearna Crawford
MAGAK



NZR Open New Zealand Short Course Record
2020-11-15 Budapest, Hungary

Helena Gasson
 CSCAK












18NZR 18 Years New Zealand Short Course Record
2008-12-13

Natalie Wiegiersma
 WAVSL



Show more



 Entries  Heats


Total



Rank	Competitor	Age	Club	RT	FINA	Result	
1	 McCarthy ...	21	 Hamilton Aq...	+0.72		2:14.22 Entry: 2:11.42 (+ 2.8)	Q
	25m: 13.70	50m: 29.90 (16.20)					
	75m: 47.00 (17.10)	100m: 1:03.00 (16.00)					
	125m: 1:22.34 (19.34)	150m: 1:41.32 (18.98)					
	175m: 1:58.20 (16.88)	200m: 2:14.22 (16.02)					
2	 Harrison (V...	21	ACU Blackt...	+0.77		2:16.03 Entry: 2:14.03 (+ 2)	Q
	25m: 13.55	50m: 29.33 (15.78)					
	75m: 46.88 (17.55)	100m: 1:03.25 (16.37)					
	125m: 1:23.12 (19.87)	150m: 1:43.08 (19.96)					
	175m: 2:00.33 (17.25)	200m: 2:16.03 (15.70)					
3	 Pratt-Smith...	19	 Coast Swi...	+0.68		2:16.80 Entry: 2:14.19 (+ 2.61)	Q
	25m: 13.29	50m: 29.74 (16.45)					
	75m: 47.60 (17.86)	100m: 1:04.67 (17.07)					
	125m: 1:23.66 (18.99)	150m: 1:43.54 (19.88)					
	175m: 2:00.57 (17.03)	200m: 2:16.80 (16.23)					
4	 Peebles Liv	17	 TBSS Cent...	+0.71		2:17.29 Entry: 2:21.78 (- 4.49)	Q
	25m: 13.42	50m: 29.70 (16.28)					
	75m: 47.32 (17.62)	100m: 1:04.24 (16.92)					
	125m: 1:24.54 (20.30)	150m: 1:44.81 (20.27)					
	175m: 2:01.73 (16.92)	200m: 2:17.29 (15.56)					
5	 Tassicker N...	17	 Nga Tai Tu...	+0.76		2:18.72 Entry: 2:18.55 (+ 0.17)	Q
	25m: 13.62	50m: 29.95 (16.33)					
	75m: 48.26 (18.31)	100m: 1:05.34 (17.08)					
	125m: 1:25.22 (19.88)	150m: 1:45.52 (20.30)					
	175m: 2:02.70 (17.18)	200m: 2:18.72 (16.02)					
6	 Littlejohn L...	19	 St Paul's S...	+0.67		2:19.65 Entry: 2:13.61 (+ 6.04)	Q
	25m: 13.62	50m: 30.01 (16.39)					
	75m: 47.84 (17.83)	100m: 1:05.57 (17.73)					
	125m: 1:25.33 (19.76)	150m: 1:46.35 (21.02)					

175m: 2:03.64 (17.29) 200m: 2:19.65 (16.01)



7	 Campion Alex	17	 United Swi...	+0.69	2:19.67 Entry: 2:19.97 (- 0.3)	-
	25m: 13.53		50m: 29.88 (16.35)			
	75m: 47.59 (17.71)		100m: 1:04.88 (17.29)			
	125m: 1:25.32 (20.44)		150m: 1:46.21 (20.89)			
	175m: 2:03.39 (17.18)		200m: 2:19.67 (16.28)			



8	 De Coster ...	15	 St Paul's S...	+0.70	2:21.02 Entry: 2:26.16 (- 5.14)	-
	25m: 13.84		50m: 30.88 (17.04)			
	75m: 49.98 (19.10)		100m: 1:07.95 (17.97)			
	125m: 1:28.66 (20.71)		150m: 1:49.58 (20.92)			
	175m: 2:06.05 (16.47)		200m: 2:21.02 (14.97)			

9	 Twose Cha...	18	 Coast Swi...	+0.69	2:21.26 Entry: 2:21.07 (+ 0.19)	Q
	25m: 13.85		50m: 30.16 (16.31)			
	75m: 47.93 (17.77)		100m: 1:05.09 (17.16)			
	125m: 1:26.12 (21.03)		150m: 1:47.86 (21.74)			
	175m: 2:05.35 (17.49)		200m: 2:21.26 (15.91)			



10	 Peters Chloe	15	 Hamilton Aq...	+0.65	2:21.40 Entry: 2:22.01 (- 0.61)	Q
	25m: 13.37		50m: 29.35 (15.98)			
	75m: 47.34 (17.99)		100m: 1:04.33 (16.99)			
	125m: 1:25.70 (21.37)		150m: 1:47.28 (21.58)			
	175m: 2:04.89 (17.61)		200m: 2:21.40 (16.51)			



11	 Gibson Isa...	17	 United Swi...	+0.62	2:21.52 Entry: 2:22.96 (- 1.44)	-
	25m: 13.15		50m: 28.81 (15.66)			
	75m: 46.34 (17.53)		100m: 1:03.79 (17.45)			
	125m: 1:25.84 (22.05)		150m: 1:48.00 (22.16)			
	175m: 2:05.55 (17.55)		200m: 2:21.52 (15.97)			


















12	 Wong Alina	16	 Ice Breaker...	+0.60	2:21.57 Entry: 2:23.23 (- 1.66)	Q
	25m: 14.00		50m: 30.79 (16.79)			
	75m: 49.50 (18.71)		100m: 1:07.42 (17.92)			
	125m: 1:28.05 (20.63)		150m: 1:49.01 (20.96)			
	175m: 2:06.28 (17.27)		200m: 2:21.57 (15.29)			

13	 Lyles Jasmi...	16	 Phoenix Aq...	+0.69	2:22.46 Entry: 2:24.87 (- 2.41)	Q
	25m: 13.85		50m: 30.41 (16.56)			
	75m: 49.85 (19.44)		100m: 1:08.24 (18.39)			
	125m: 1:27.59 (19.35)		150m: 1:47.70 (20.11)			
	175m: 2:05.82 (18.12)		200m: 2:22.46 (16.64)			



14	 Wilson Sarah	20	 Vikings Swi...	+0.56	2:22.49 Entry: 2:22.26 (+ 0.23)	Q
	25m: 13.37		50m: 30.13 (16.76)			
	75m: 48.63 (18.50)		100m: 1:06.72 (18.09)			
	125m: 1:26.84 (20.12)		150m: 1:47.27 (20.43)			
	175m: 2:05.42 (18.15)		200m: 2:22.49 (17.07)			



15	 McEwan Ta...	17	 Mt Maunga...	+0.69	2:22.78 Entry: 2:19.74 (+ 3.04)	Q
	25m: 13.70		50m: 30.31 (16.61)			
	75m: 48.74 (18.43)		100m: 1:06.26 (17.52)			
	125m: 1:28.10 (21.84)		150m: 1:49.61 (21.51)			
	175m: 2:07.00 (17.39)		200m: 2:22.78 (15.78)			



16	 Tapper Mila...	17	 St Peter's S...	+0.72	2:23.23 Entry: 2:23.42 (- 0.19)	-
	25m: 13.41		50m: 29.87 (16.46)			
	75m: 48.51 (18.64)		100m: 1:06.26 (17.75)			



	125m: 1:28.49 (22.23) 175m: 2:07.45 (17.46)	150m: 1:49.99 (21.50) 200m: 2:23.23 (15.78)			
17	 Cowen Meli...	18  North Shore... +0.69	2:23.39 Entry: 2:24.44 (- 1.05)	Q	
	25m: 14.05 75m: 50.86 (19.71) 125m: 1:29.21 (19.52) 175m: 2:07.04 (18.30)	50m: 31.15 (17.10) 100m: 1:09.69 (18.83) 150m: 1:48.74 (19.53) 200m: 2:23.39 (16.35)			
18	 King (V) Ab...	15 Tasmania +0.73	2:23.87 Entry: 2:25.92 (- 2.05)	Q	
	25m: 13.82 75m: 49.66 (18.79) 125m: 1:29.65 (21.98) 175m: 2:08.71 (17.00)	50m: 30.87 (17.05) 100m: 1:07.67 (18.01) 150m: 1:51.71 (22.06) 200m: 2:23.87 (15.16)			
19	 Quayle Bridie	15  Wharenui S... +0.83	2:23.90 Entry: 2:20.89 (+ 3.01)	-	
	25m: 14.45 75m: 50.08 (18.43) 125m: 1:29.00 (21.10) 175m: 2:07.69 (17.44)	50m: 31.65 (17.20) 100m: 1:07.90 (17.82) 150m: 1:50.25 (21.25) 200m: 2:23.90 (16.21)			
20	 Adams Maia	19  Raumati S... +0.68	2:24.20 Entry: 2:20.85 (+ 3.35)	Q	
	25m: 14.30 75m: 50.26 (18.81) 125m: 1:28.92 (20.86) 175m: 2:07.92 (18.13)	50m: 31.45 (17.15) 100m: 1:08.06 (17.80) 150m: 1:49.79 (20.87) 200m: 2:24.20 (16.28)			
21	 Chan Bianca	14 Roskill Swi... +0.71	2:24.68 Entry: 2:28.09 (- 3.41)	Q	
	25m: 14.25 75m: 49.82 (18.93) 125m: 1:29.06 (20.40) 175m: 2:07.91 (17.85)	50m: 30.89 (16.64) 100m: 1:08.66 (18.84) 150m: 1:50.06 (21.00) 200m: 2:24.68 (16.77)			
22	 van Veldhui...	15  Heretaunga... +0.76	2:25.14 Entry: 2:24.85 (+ 0.29)	Q	
	25m: 14.32 75m: 49.92 (18.55) 125m: 1:29.50 (21.35) 175m: 2:09.35 (17.41)	50m: 31.37 (17.05) 100m: 1:08.15 (18.23) 150m: 1:51.94 (22.44) 200m: 2:25.14 (15.79)			
23	 Videau (V) ...	14 Tahiti +0.73	2:25.24 Entry: 2:27.41 (- 2.17)	Q	
	25m: 13.98 75m: 49.44 (18.82) 125m: 1:29.09 (21.54) 175m: 2:09.08 (18.49)	50m: 30.62 (16.64) 100m: 1:07.55 (18.11) 150m: 1:50.59 (21.50) 200m: 2:25.24 (16.16)			
24	 McIntosh Al...	14  Mt Wellingt... +0.70	2:25.27 Entry: 2:26.98 (- 1.71)	-	
	25m: 14.30 75m: 50.35 (19.00) 125m: 1:30.05 (21.31) 175m: 2:09.45 (17.85)	50m: 31.35 (17.05) 100m: 1:08.74 (18.39) 150m: 1:51.60 (21.55) 200m: 2:25.27 (15.82)			
25	 Yamagami ...	14  Howick Pak... +0.67	2:25.43 Entry: 2:26.26 (- 0.83)	Q	
	25m: 14.02 75m: 49.13 (18.66) 125m: 1:29.67 (22.70) 175m: 2:09.90 (17.41)	50m: 30.47 (16.45) 100m: 1:06.97 (17.84) 150m: 1:52.49 (22.82) 200m: 2:25.43 (15.53)			
26	 Hurley Kate	15  Pirates Swi... +0.70	2:25.46 Entry: 2:21.82 (+ 3.64)	Q	
	25m: 14.45	50m: 31.83 (17.38)			



75m: 50.49 (18.66) 100m: 1:09.05 (18.56)
125m: 1:30.48 (21.43) 150m: 1:51.61 (21.13)
175m: 2:09.54 (17.93) 200m: 2:25.46 (15.92)


27  **Bates Olivia** 15  **Howick Pak...** +0.72 **2:25.82** Q
Entry: 2:27.72 (- 1.9)
25m: 14.84 50m: 32.53 (17.69)
75m: 51.89 (19.36) 100m: 1:10.00 (18.11)
125m: 1:31.55 (21.55) 150m: 1:52.49 (20.94)
175m: 2:10.12 (17.63) 200m: 2:25.82 (15.70)


28  **Maritz Ania** 15  **North Shore...** +0.52 **2:25.85** Q
Entry: 2:25.29 (+ 0.56)
25m: 13.88 50m: 30.78 (16.90)
75m: 50.42 (19.64) 100m: 1:09.55 (19.13)
125m: 1:29.86 (20.31) 150m: 1:51.66 (21.80)
175m: 2:09.51 (17.85) 200m: 2:25.85 (16.34)


29  **Ecclestone ...** 16  **United Swi...** +0.64 **2:26.90** -
Entry: 2:28.89 (- 1.99)
25m: 13.41 50m: 30.05 (16.64)
75m: 49.07 (19.02) 100m: 1:07.20 (18.13)
125m: 1:29.02 (21.82) 150m: 1:51.41 (22.39)
175m: 2:09.80 (18.39) 200m: 2:26.90 (17.10)



30  **Finer Emilia** 18  **Neptune S...** +0.72 **2:27.12** -
Entry: 2:23.21 (+ 3.91)
25m: 14.39 50m: 31.42 (17.03)
75m: 50.27 (18.85) 100m: 1:08.82 (18.55)
125m: 1:31.20 (22.38) 150m: 1:54.05 (22.85)
175m: 2:11.31 (17.26) 200m: 2:27.12 (15.81)

31  **Davidson A...** 17  **United Swi...** +0.79 **2:27.29** -
Entry: 2:23.44 (+ 3.85)
25m: 14.04 50m: 31.28 (17.24)
75m: 50.82 (19.54) 100m: 1:09.84 (19.02)
125m: 1:30.66 (20.82) 150m: 1:52.02 (21.36)
175m: 2:10.18 (18.16) 200m: 2:27.29 (17.11)

31  **Fisher Jaim...** 25 **Enterprise ...** +0.75 **2:27.29** -
Entry: 2:26.60 (+ 0.69)
25m: 14.87 50m: 31.91 (17.04)
75m: 50.71 (18.80) 100m: 1:09.12 (18.41)
125m: 1:30.73 (21.61) 150m: 1:53.12 (22.39)
175m: 2:10.97 (17.85) 200m: 2:27.29 (16.32)



33  **Brock (V) T...** 15 **Tasmania** +0.74 **2:27.48** Q
Entry: 2:24.55 (+ 2.93)
25m: 13.98 50m: 30.75 (16.77)
75m: 49.19 (18.44) 100m: 1:07.82 (18.63)
125m: 1:30.35 (22.53) 150m: 1:53.09 (22.74)
175m: 2:10.72 (17.63) 200m: 2:27.48 (16.76)



34  **Wilson Sa...** 17  **Tasman Sw...** +0.72 **2:27.49** Q
Entry: 2:25.43 (+ 2.06)
25m: 14.07 50m: 30.41 (16.34)
75m: 49.87 (19.46) 100m: 1:08.25 (18.38)
125m: 1:29.54 (21.29) 150m: 1:51.52 (21.98)
175m: 2:10.41 (18.89) 200m: 2:27.49 (17.08)


35  **Jameson S...** 17  **United Swi...** +0.74 **2:27.82** Q
Entry: 2:27.75 (+ 0.07)
25m: 14.17 50m: 31.09 (16.92)
75m: 51.03 (19.94) 100m: 1:10.60 (19.57)
125m: 1:32.78 (22.18) 150m: 1:54.69 (21.91)
175m: 2:11.78 (17.09) 200m: 2:27.82 (16.04)


36  **Riley Ariella** 15  **Hamilton Aq...** +0.78 **2:27.95** Q
Entry: 2:31.71 (- 3.76)



25m: 14.76 50m: 33.04 (18.28)
75m: 52.49 (19.45) 100m: 1:10.27 (17.78)
125m: 1:32.97 (22.70) 150m: 1:55.10 (22.13)
175m: 2:12.45 (17.35) 200m: 2:27.95 (15.50)

37  Lovell Nicola 14  Blenheim S... +0.77 **2:28.76** Q
Entry: 2:31.69 (- 2.93)
25m: 14.96 50m: 33.12 (18.16)
75m: 52.44 (19.32) 100m: 1:11.54 (19.10)
125m: 1:33.00 (21.46) 150m: 1:54.73 (21.73)
175m: 2:12.22 (17.49) 200m: 2:28.76 (16.54)

38  Carter Violet 13  Ice Breaker... +0.68 **2:28.81** Q
Entry: 2:28.31 (+ 0.5)
25m: 15.13 50m: 33.14 (18.01)
75m: 52.38 (19.24) 100m: 1:10.46 (18.08)
125m: 1:32.22 (21.76) 150m: 1:54.34 (22.12)
175m: 2:12.40 (18.06) 200m: 2:28.81 (16.41)



39  Gibbs Char... 17  Tawa Swim... +0.62 **2:29.00** -
Entry: 2:24.64 (+ 4.36)
25m: 13.79 50m: 30.69 (16.90)
75m: 50.12 (19.43) 100m: 1:09.24 (19.12)
125m: 1:31.42 (22.18) 150m: 1:53.79 (22.37)
175m: 2:11.97 (18.18) 200m: 2:29.00 (17.03)



40  Austin Amelie 16  St Paul's S... +0.72 **2:29.26** Q
Entry: 2:30.00 (- 0.74)
25m: 13.96 50m: 30.93 (16.97)
75m: 51.14 (20.21) 100m: 1:10.26 (19.12)
125m: 1:32.55 (22.29) 150m: 1:54.74 (22.19)
175m: 2:12.77 (18.03) 200m: 2:29.26 (16.49)



















41  Wong Elisia 20  Jasi Swim ... +0.72 **2:29.38** Q
Entry: 2:23.12 (+ 6.26)
25m: 14.49 50m: 32.25 (17.76)
75m: 51.62 (19.37) 100m: 1:09.74 (18.12)
125m: 1:31.16 (21.42) 150m: 1:52.57 (21.41)
175m: 2:11.89 (19.32) 200m: 2:29.38 (17.49)

42  Nelson Holly 15  North Shor... +0.70 **2:29.54** Q
Entry: 2:29.50 (+ 0.04)
25m: 14.59 50m: 32.52 (17.93)
75m: 51.14 (18.62) 100m: 1:08.68 (17.54)
125m: 1:31.78 (23.10) 150m: 1:54.88 (23.10)
175m: 2:12.80 (17.92) 200m: 2:29.54 (16.74)



43  Swan Brooke 16  Tasman Sw... +0.64 **2:29.60** Q
Entry: 2:26.86 (+ 2.74)
25m: 13.93 50m: 30.94 (17.01)
75m: 50.66 (19.72) 100m: 1:10.01 (19.35)
125m: 1:32.45 (22.44) 150m: 1:54.48 (22.03)
175m: 2:12.45 (17.97) 200m: 2:29.60 (17.15)


44  Birkett Sar... 20  Heretaunga... +0.72 **2:29.65** Q
Entry: 2:28.33 (+ 1.32)
25m: 14.19 50m: 31.21 (17.02)
75m: 50.99 (19.78) 100m: 1:10.01 (19.02)
125m: 1:32.42 (22.41) 150m: 1:54.95 (22.53)
175m: 2:12.97 (18.02) 200m: 2:29.65 (16.68)



45  Lowry Lola 14  Evolution A... +0.63 **2:29.85** Q
Entry: 2:33.11 (- 3.26)
25m: 13.64 50m: 30.87 (17.23)
75m: 49.31 (18.44) 100m: 1:07.84 (18.53)
125m: 1:31.00 (23.16) 150m: 1:54.75 (23.75)
175m: 2:12.98 (18.23) 200m: 2:29.85 (16.87)



46	 Perry Sophie	17	 St Paul's S... +0.77	2:30.38 Entry: 2:28.95 (+ 1.43)
	25m: 14.06 75m: 49.63 (18.46) 125m: 1:30.74 (23.43) 175m: 2:13.49 (19.02)		50m: 31.17 (17.11) 100m: 1:07.31 (17.68) 150m: 1:54.47 (23.73) 200m: 2:30.38 (16.89)	
47	 Hingston Fr...	16	 United Swi... +0.72	2:30.61 Entry: 2:22.44 (+ 8.17) -
	25m: 13.83 75m: 48.41 (18.38) 125m: 1:28.62 (22.10) 175m: 2:11.59 (19.05)		50m: 30.03 (16.20) 100m: 1:06.52 (18.11) 150m: 1:52.54 (23.92) 200m: 2:30.61 (19.02)	
48	 Wills Grace	13	 TBSS Cent... +0.81	2:30.74 Entry: 2:30.82 (- 0.08)
	25m: 15.15 75m: 53.78 (20.15) 125m: 1:33.58 (20.62) 175m: 2:13.29 (18.62)		50m: 33.63 (18.48) 100m: 1:12.96 (19.18) 150m: 1:54.67 (21.09) 200m: 2:30.74 (17.45)	
49	 Liu Arissa	13	 Phoenix Aq... +0.80	2:30.93 Entry: 2:32.50 (- 1.57)
	25m: 14.35 75m: 49.81 (17.97) 125m: 1:31.14 (23.73) 175m: 2:14.07 (18.99)		50m: 31.84 (17.49) 100m: 1:07.41 (17.60) 150m: 1:55.08 (23.94) 200m: 2:30.93 (16.86)	
50	 Laban Mia	15	 HPK Howick Pak... +0.73	2:31.17 Entry: 2:28.74 (+ 2.43)
	25m: 14.38 75m: 50.77 (19.32) 125m: 1:32.57 (23.22) 175m: 2:14.47 (18.01)		50m: 31.45 (17.07) 100m: 1:09.35 (18.58) 150m: 1:56.46 (23.89) 200m: 2:31.17 (16.70)	
51	 Wilkinson Z...	17	 Evolution A... +0.77	2:31.70 Entry: 2:29.13 (+ 2.57)
	25m: 14.37 75m: 51.02 (19.51) 125m: 1:32.29 (22.41) 175m: 2:13.93 (19.18)		50m: 31.51 (17.14) 100m: 1:09.88 (18.86) 150m: 1:54.75 (22.46) 200m: 2:31.70 (17.77)	
52	 Carter Scout	15	 Ice Breaker... +0.77	2:31.79 Entry: 2:28.68 (+ 3.11)
	25m: 15.50 75m: 54.46 (20.35) 125m: 1:34.92 (21.39) 175m: 2:15.05 (18.25)		50m: 34.11 (18.61) 100m: 1:13.53 (19.07) 150m: 1:56.80 (21.88) 200m: 2:31.79 (16.74)	
53	 Sasamoto ...	15	Enterprise ... +0.58	2:32.54 Entry: 2:30.97 (+ 1.57)
	25m: 15.46 75m: 52.88 (19.46) 125m: 1:35.31 (23.49) 175m: 2:16.19 (17.72)		50m: 33.42 (17.96) 100m: 1:11.82 (18.94) 150m: 1:58.47 (23.16) 200m: 2:32.54 (16.35)	
54	 Huettemey...	15	Enterprise ... +0.76	2:32.71 Entry: 2:27.93 (+ 4.78) -
	25m: 14.43 75m: 51.72 (19.73) 125m: 1:33.03 (22.40) 175m: 2:14.80 (19.46)		50m: 31.99 (17.56) 100m: 1:10.63 (18.91) 150m: 1:55.34 (22.31) 200m: 2:32.71 (17.91)	
55	 Franklin Pa...	15	 Central Ha... +0.65	2:32.94 Entry: 2:31.93 (+ 1.01)
	25m: 14.79 75m: 53.07 (19.70) 125m: 1:35.52 (22.41)		50m: 33.37 (18.58) 100m: 1:13.11 (20.04) 150m: 1:58.45 (22.93)	



175m: 2:16.55 (18.10) 200m: 2:32.94 (16.39)



56  Booth Mia 18  Tawa Swim... +0.80 **2:33.15**
Entry: 2:29.32 (+ 3.83)
25m: 14.42 50m: 31.52 (17.10)
75m: 51.17 (19.65) 100m: 1:10.09 (18.92)
125m: 1:33.84 (23.75) 150m: 1:57.11 (23.27)
175m: 2:15.96 (18.85) 200m: 2:33.15 (17.19)

57  Uys Heidi 17 Swim Timaru +0.79 **2:33.55**
Entry: 2:29.02 (+ 4.53)
25m: 15.29 50m: 33.57 (18.28)
75m: 53.61 (20.04) 100m: 1:12.73 (19.12)
125m: 1:34.73 (22.00) 150m: 1:56.54 (21.81)
175m: 2:15.59 (19.05) 200m: 2:33.55 (17.96)

58  McLaren C... 13  Trojans Swi... +0.63 **2:33.93**
Entry: 2:32.61 (+ 1.32)
25m: 15.20 50m: 33.79 (18.59)
75m: 53.12 (19.33) 100m: 1:11.81 (18.69)
125m: 1:33.49 (21.68) 150m: 1:56.15 (22.66)
175m: 2:15.78 (19.63) 200m: 2:33.93 (18.15)

59  Reynolds ... 15  Howick Pak... +0.86 **2:34.03**
Entry: 2:29.11 (+ 4.92)
25m: 15.39 50m: 33.55 (18.16)
75m: 52.95 (19.40) 100m: 1:11.51 (18.56)
125m: 1:35.33 (23.82) 150m: 1:59.06 (23.73)
175m: 2:17.15 (18.09) 200m: 2:34.03 (16.88)

60  King Hannah 17  Aquagym S... +0.74 **2:34.37**
Entry: 2:26.46 (+ 7.91)
25m: 15.04 50m: 33.18 (18.14)
75m: 54.14 (20.96) 100m: 1:14.84 (20.70)
125m: 1:35.64 (20.80) 150m: 1:57.17 (21.53)
175m: 2:16.74 (19.57) 200m: 2:34.37 (17.63)

61  Sampson H... 13  SwimZone ... +0.59 **2:34.52**
Entry: 2:34.66 (- 0.14) -
25m: 14.72 50m: 32.46 (17.74)
75m: 53.03 (20.57) 100m: 1:13.07 (20.04)
125m: 1:34.70 (21.63) 150m: 1:56.98 (22.28)
175m: 2:16.52 (19.54) 200m: 2:34.52 (18.00)


62  Grout Tori 19  North Shor... +0.77 **2:34.61**
Entry: 2:25.32 (+ 9.29)
25m: 14.34 50m: 32.05 (17.71)
75m: 52.29 (20.24) 100m: 1:11.57 (19.28)
125m: 1:33.62 (22.05) 150m: 1:56.57 (22.95)
175m: 2:16.44 (19.87) 200m: 2:34.61 (18.17)

63  Nadilo Marina 14  Nga Tai Tu... +0.59 **2:35.17**
Entry: 2:30.54 (+ 4.63)
25m: 14.39 50m: 32.47 (18.08)
75m: 52.04 (19.57) 100m: 1:10.85 (18.81)
125m: 1:34.23 (23.38) 150m: 1:58.80 (24.57)
175m: 2:17.32 (18.52) 200m: 2:35.17 (17.85)



64  Grenfell An... 15  Nelson Sou... +0.74 **2:35.62**
Entry: 2:30.37 (+ 5.25)
25m: 14.60 50m: 32.00 (17.40)
75m: 51.19 (19.19) 100m: 1:09.66 (18.47)
125m: 1:33.60 (23.94) 150m: 1:57.74 (24.14)
175m: 2:17.40 (19.66) 200m: 2:35.62 (18.22)

65  Upton Laila 13  Capital Swi... +0.71 **2:35.67**
Entry: 2:34.87 (+ 0.8)
25m: 15.18 50m: 33.88 (18.70)
75m: 54.95 (21.07) 100m: 1:14.67 (19.72)



125m: 1:37.77 (23.10) 150m: 2:00.81 (23.04)
175m: 2:18.95 (18.14) 200m: 2:35.67 (16.72)

66  McGrath Lily 13  Neptune S... +0.75 **2:35.91**
Entry: 2:35.34 (+ 0.57)
25m: 15.11 50m: 34.46 (19.35)
75m: 54.66 (20.20) 100m: 1:13.67 (19.01)
125m: 1:36.90 (23.23) 150m: 2:00.32 (23.42)
175m: 2:18.95 (18.63) 200m: 2:35.91 (16.96)

67  Taylor Liv 15  North Shore... **2:37.11**
Entry: 2:31.01 (+ 6.1)
25m: 14.50 50m: 32.40 (17.90)
75m: 53.02 (20.62) 100m: 1:12.71 (19.69)
125m: 1:35.06 (22.35) 150m: 1:58.24 (23.18)
175m: 2:18.18 (19.94) 200m: 2:37.11 (18.93)

68  Pratt-Smith... 15  Mt Maunga... +0.75 **2:37.85**
Entry: 2:28.00 (+ 9.85)
25m: 14.48 50m: 32.67 (18.19)
75m: 53.47 (20.80) 100m: 1:13.21 (19.74)
125m: 1:36.83 (23.62) 150m: 2:01.17 (24.34)
175m: 2:20.28 (19.11) 200m: 2:37.85 (17.57)

69  Flint Mia 14  Jasi Swim ... +0.72 **2:39.17**
Entry: 2:31.87 (+ 7.3)
25m: 15.32 50m: 34.47 (19.15)
75m: 54.89 (20.42) 100m: 1:14.28 (19.39)
125m: 1:36.93 (22.65) 150m: 2:00.88 (23.95)
175m: 2:20.33 (19.45) 200m: 2:39.17 (18.84)

70  Sun Teresa 13  United Swi... +0.67 **2:39.64**
Entry: 2:35.23 (+ 4.41)
25m: 15.00 50m: 33.20 (18.20)
75m: 53.32 (20.12) 100m: 1:13.30 (19.98)
125m: 1:36.40 (23.10) 150m: 2:00.10 (23.70)
175m: 2:20.36 (20.26) 200m: 2:39.64 (19.28)

71  Menzies La... 14  Selwyn Swi... +0.74 **2:40.11**
Entry: 2:29.93 (+ 10.18)
25m: 14.66 50m: 33.33 (18.67)
75m: 52.72 (19.39) 100m: 1:11.46 (18.74)
125m: 1:36.51 (25.05) 150m: 2:01.54 (25.03)
175m: 2:21.75 (20.21) 200m: 2:40.11 (18.36)

72  Hanley Ella 14  Tawa Swim... +0.73 **2:43.91**
Entry: 2:33.50 (+ 10.41)
25m: 15.29 50m: 33.87 (18.58)
75m: 55.30 (21.43) 100m: 1:16.37 (21.07)
125m: 1:39.25 (22.88) 150m: 2:03.15 (23.90)
175m: 2:24.40 (21.25) 200m: 2:43.91 (19.51)

0  Miller Xanthe 16  United Swi... +0.63 **DSQ**